






CMS English Learner Student Suggestions for Remote Learning

Weekly Live Class Time					
	Monday ELA 	Tuesday Math 	Wednesday Social Studies 	Thursday Science 	Friday Electives 
4-5	60 minutes	60 minutes	60 minutes	60 minutes	60 minutes
6-8	90 minutes	90 minutes	90 minutes	90 minutes	90 minutes
Grades 9-12	120 minutes*	120 minutes*	120 minutes*	120 minutes*	120 minutes*

*Please plan to spend no more than the suggested amount of minutes per course per week.


As a student, what are my responsibilities as part of a remote learning community?

- Check Canvas for assignments after 10am daily. You may look ahead but be sure to set aside time daily so you don't miss important information.
- Pay attention to due dates and office hours.
- Participate in live classes daily when you can. When you can't, let your teacher know when you plan to access the content and note his/her office hours to ask questions and get clarification as needed.
- Put in your best effort when completing tasks and assignments.
- Self-advocate. Reach out to teachers, counselors, family members, and peers when you need help.



As a student, how can I stay organized?

- Plan out your work schedule for the week, considering the online learning schedule, your teacher's office hours, independent study and reading time, and any collaborative time with group members.
- Start your Online Learning Day early. Waiting until the late afternoon



or evening to start your work adds unnecessary stress and creates missed opportunities for collaboration and feedback.


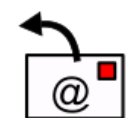


- ❑ Divide activities into smaller chunks of time. Take short breaks to increase focus and stay motivated to complete tasks on time.
- ❑ When you are completing work online, reduce distractions. What are some things you can do to help you focus on your work?
- ❑ Identify tasks that require more effort. Identify what additional resources or questions you need to be successful.
























As a student, how do I stay connected?

- ❑ Ask your teacher questions! Use email and the Canvas inbox.
- ❑ Reply regularly to your classmates' products and course discussion boards. Use feedback on your products to revise your thinking and guide further learning.
- ❑ Create virtual study and work groups with other class members in addition to the time you schedule for teacher and independent time.
- ❑ When possible, check in live, online rather than always sending a chat, text or email. Human connection is important!



Sample English Learner Novice Student Schedule

	Monday ELA	Tuesday Math	Wednesday Social Studies	Thursday Science	Friday Electives
8:00am-8:15am	Breakfast				
8:15am-8:45am	Staying Connected Homeroom Check-In Time/SEL Supports				

8:45am-9:45am	 Study Block Work on Assignments, Projects, Assessments				
9:45am-10:00am	Break				
10:00am-11:15am	Check Canvas  CANVAS ELA Live Online Class*	Check Canvas  CANVAS Math Live Online Class*	Check Canvas  CANVAS Social Studies Live Online Class*	Check Canvas  CANVAS Science Live Online Class*	Check Canvas  CANVAS Elective Live Online Classes*
11:15-12:00pm	ELA Assignments 	Math Assignments 	Social Studies Assignments 	Science Assignments 	Elective Assignments 
12:00pm-12:45pm	Lunch				
12:45pm-3:00pm	Visit Teacher's Office Hours  Work on Assignments, Projects, Assessments  Preview work for tomorrow's class	Visit Teacher's Office Hours  Work on Assignments, Projects, Assessments  Preview work for tomorrow's class	Visit Teacher's Office Hours  Work on Assignments, Projects, Assessments  Preview work for tomorrow's class	Visit Teacher's Office Hours  Work on Assignments, Projects, Assessments  Preview work for tomorrow's class	Visit Teacher's Office Hours  Work on Assignments, Projects, Assessments  Preview work for next week's classes

*The Live Online Class block may occur at different times during the designated day for the content area. In this Sample Student Schedule the Live Online Class block is scheduled at 10:00am for illustration purposes only.