


	MATH	READING	WORD WORK	SCIENCE & SOCIAL STUDIES
Day 1	<p>Daily Warm-Up: Google the Counting by Tens Song on a cell phone or device. Sing along with the video.</p> <p>Activity 1- Play the Ten Frames Game on page 5 of your packet at least two times.</p> <p>Activity 2- Place two small groups of objects on the table. (Each group must have less than 10 objects.) Write an addition and subtraction story problem about the groups of objects. Have a family member solve each problem.</p> <p>Activity 3- Complete two unused pages from pp. 1-19 in your Additional Practice Workbook. Complete two unused pages from pp. 281-320 in your Volume 1 Student Workbook.</p>	<p>Read At Least for 20 minutes Everyday</p> <p>Read fiction or nonfiction books on Things That Fly from Reading A-Z or books of your choice.</p> <p>Birds of the Amazon Rainforest Hummingbirds Wild Turkeys Winged Fishers Mac and Tosh: Tapper Where Birds Make Nests How to Penguin Dance Handy Parrots Two Birds Ducks and Geese Endangered Birds Bird Colors The Chicken Condors: Giant Birds Here Come the Cranes Little Loon Ostriches: Giant Birds Owls Overhead Some Birds Go This is a Bird Weird Bird Beaks Birds of Prey</p>	<p>Rainbow Write Using Cycle List 12</p> <p>Write each word from your Cycle 12 word list first with a pencil. Then trace over each word three times with a colored pencil or marker. Use a different color each time to create a “rainbow”. (Page 8)</p>	<p>Science Topic: How Plants Drink Water</p> <p>Plants drink water through their roots and pull water up to their parts. Demonstrate plants drinking water with a paper towel and a colorful drink. Use food coloring or juice to show how the liquid travels up the length of a paper towel</p> <p>Additional Resources: website bit.ly/plantsdrinking</p>
Day 2	<p>Activity 1- Pick a number between 20 and 30. Count out that many pennies or objects. Group the pennies or objects into groups of 10. Write a sentence to tell the number of groups of 10 you made and the number of leftovers. Repeat the activity using a different number.</p> <p>Activity 2- Complete two unused pages from pp. 1-19 in your Additional Practice Workbook. Complete two unused pages from pp. 281-320 in your Volume 1 Student Workbook.</p> <p>Additional Activity (Optional)- Log into DreamBox and continue working for 15 minutes.</p>	<p>Write About A Book Everyday</p> <p>Complete the Readers Response Journal for a fiction or nonfiction book that you read today. See the First Grade Literacy Activities on page 7.</p>	<p>Memory Game Using High Frequency Words</p> <p>To set up the game, create word cards using the HFW list and arrange them, face down, in a grid. Pick one card, turn it over, and read the word. Pick a second card, turn it over, and read the word. If the words on the two overturned cards match, keep the pair and take another turn. If the words do not match, turn the cards back over so the words are no longer showing, and have the next player take their turn. (Page 8)</p>	<p>Science Topic: Plant Life Cycle</p> <p>Create a plant life cycle in your notebook. You can draw the stages or find materials in your house to represent each stage.</p>  <p>Additional Resources: Video bit.ly/seedgrow</p>
Day 3	<p>Activity 1- Today's number is 45. Show 45 in four different ways. Use the Today's Number chart on page 6 to help you.</p> <p>Activity 2- Complete two unused pages from pp. 31-45 in your Additional Practice Workbook. Complete two unused pages from pp. 321-360 in your Volume 1 Student Workbook.</p> <p>Additional Activity (Optional)- Log into DreamBox and continue working for 15 minutes.</p>		<p>Spell the Sounds Using Cycle 12 Words</p> <p>Have a sibling, parent, or friend call out each word to you. Listening carefully to the sounds and spell them one-by-one on a blank sheet of paper. (Page 8)</p>	<p>ScienceTopic: Plants</p> <p>Plants need sunlight to grow. Choose a plant near your home to illustrate. Use your 5 senses to learn more about it. How tall is it? What color? How does it smell? What stage of a life cycle is it? Record your observations.</p> <p>Additional Resources: notebook and plant parts</p>

Day 4	<p>Activity 1- Choose a number from 1-9 and a number from 10-20. Write an additional story problem about the numbers. Solve the problem. Have a family member solve your problem, too. Compare strategies.</p> <p>Activity 2- Complete two unused pages from pp. 31-45 in your Additional Practice Workbook. Complete two unused pages from pp. 321-360 in your Volume 1 Student Workbook.</p> <p>Additional Activity (Optional)- Log into DreamBox and continue working for 15 minutes.</p>		<p>Hoppin' Thursdays Using High Frequency Words</p> <p>Create word cards with one sight word on each card. Tape the cards on the floor in a fun pattern that allows enough room to hop like a frog or jump from word to word. Read each sight word, then hop or jump to the next card. If you get the word wrong, go back to the beginning and start again. (Page 8)</p>	<p>Social Studies Topic: What Is Culture? Culture includes the language, beliefs, and customs of a group of people. Write/draw about the language your family speaks and a custom or tradition you have.</p>
Day 5	<p>Activity 1- Choose two numbers between 0 and 20. Write a subtraction story problem about the numbers. Solve the problem. Explain your strategy to a family member. Repeat this activity using two different numbers between 0 and 20.</p> <p>Activity 2- Complete two unused pages from pp. 31-45 in your Additional Practice Workbook. Complete two unused pages from pp. 321-360 in your Volume 1 Student Workbook.</p> <p>Additional Activity (Optional)- Log into DreamBox and continue working for 15 minutes.</p>		<p>Kaboom!</p> <p>Write your Cycle 12 words on tiny slips of paper. Also write the word Kaboom. Put all your slips into a cup. Pull the slips out one-by-one and read them aloud. If you get the word Kaboom, yell it out!! Put all your slips back in the cup and start again. (Page 8)</p>	<p>Social Studies Topic: Celebrations People in different cultures celebrate different days and in different ways. What is a special day that your family celebrates? Draw and write all about what happens during this special time.</p>

SPECIALS - Choose at least one activity to complete each day. Your well-being is important to us. Please do not participate in physical activity if you are not feeling well.			
<input type="checkbox"/> Keep the Beat by tapping to any song you like to listen to! <input type="checkbox"/> Sing "Old MacDonald" and draw a picture of the animals you pick. <input type="checkbox"/> Go outside or look outside and draw the trees that you see.	<input type="checkbox"/> Create a tree collage using materials in the home such as magazines, newspapers, etc. <input type="checkbox"/> For 60 seconds, clear your mind & only focus on your breathing. If your mind starts to wander, bring your attention back to your breathing.	<input type="checkbox"/> Put a piece of tape on the ground and jump back and forth as quick as you can for 30 seconds. <input type="checkbox"/> Listen to a story read by a real astronaut in space at storytimefromspace.com . Write: What happened in the beginning, middle and end of the story. What was the central message of this story?	<input type="checkbox"/> Go to PebbleGo Science in ONE Access. Learn about what an astronaut does. Write: What important things does an astronaut do every day? What is a question you have about an astronaut's job?

I certify that my child, _____, did complete all of the required activities in days 1-5 of this learning plan.


Parent/Guardian Signature _____

Date _____

Elementary Instructional Continuity Plan

First Grade

	MATH	READING	WORD WORK	SCIENCE & SOCIAL STUDIES
Day 6	<p>Daily Warm-Up: Google the Counting by Tens Song on a cell phone or device. Sing along with the video. Play the Ten Frames Game on page 5 of your packet at least two times.</p> <p>Activity 2- Place two small groups of objects on the table. (Each group must have less than 10 objects.) Write an addition and subtraction story problem about the groups of objects. Have a family member solve each problem.</p> <p>Activity 3- Complete two unused pages from pp. 65-113 in your Additional Practice Workbook. Complete two unused pages from pp. 249-280 in your Volume 1 Student Workbook.</p> <p>Additional Activity (Optional)- Log into DreamBox and continue working for 15 minutes.</p>	<p>Read At Least for 20 minutes Everyday: Read fiction or nonfiction books on Things That Fly from Reading A-Z or books of your choice.</p> <p>Birds of the Amazon Rainforest Hummingbirds Wild Turkeys Winged Fishers Mac and Tosh: Tapper Where Birds Make Nests How to Penguin Dance Handy Parrots Two Birds Ducks and Geese Endangered Birds Bird Colors The Chicken Condors: Giant Birds Here Come the Cranes Little Loon Ostriches: Giant Birds Owls Overhead Some Birds Go This is a Bird Weird Bird Beaks Birds of Prey</p>	<p>Rainbow Write Using Cycle List 13 Write each word first with a pencil. Then trace over each word three times with a colored pencil or marker. Use a different color each time to create a "rainbow". (Page 8)</p>	<p>Science Topic: The Carrot Seed Activity: Listen to the read aloud The Carrot Seed retell the story using transition words like: First, then, next, last. Try using content vocabulary like: seed, soil, sprinkle, weeds Additional Resources: Video: bit.ly/thecarrotseed</p>
Day 7	<p>Daily Warm-Up: Google the Counting by Tens Song on a cell phone or device. Sing along with the video.</p> <p>Activity 1- Pick a number between 30 and 40. Count out that many pennies or objects. Group the pennies or objects into groups of 10. Write a sentence to tell the number of groups of 10 you made and the number of leftovers. Repeat the activity by choosing a different number between 20 and 30. For example, "I made __ groups of 10 __. There are __ left over."</p> <p>Activity 2- Complete two unused pages from pp. 65-113 in your Additional Practice Workbook. Complete two unused pages from pp. 249-280 in your Volume 1 Student Workbook.</p> <p>Additional Activity (Optional)- Log into DreamBox and continue working for 15 minutes.</p>	<p>Write About A Book Everyday: Complete the Readers Response Journal for a fiction or nonfiction book that you read today. See the First Grade Literacy Activities on page 7.</p>	<p>Memory Game Using High Frequency Words To set up the game, create word cards and arrange them, face down, in a grid. Pick one card, turn it over, and read the word. Pick a second card, turn it over, and read the word. If the words on the two overturned cards match, keep the pair and take another turn. If the words do not match, turn the cards back over so the words are no longer showing, and have the next player take their turn. (Page 8)</p>	<p>Science Topic: Plants and Soil and Water Activity: Act out a seed growing. Start kneeling on the floor and describe each stage. Talk to an adult about why seeds need soil, water, and sunlight. Additional Resources: Day 7 Plant Life Cycle</p>
Day 8	<p>Daily Warm-Up: Google the Counting by Tens Song on a cell phone or device. Sing along with the video.</p> <p>Activity 1- Today's number is 56. Show 56 in four different ways. Use the Today's Number chart on page 6 to help you.</p> <p>Activity 2- Complete two unused pages from pp. 57-63 in your Additional Practice Workbook. Complete two unused pages from pp. 397-488 in your Volume 1 Student Workbook.</p> <p>Additional Activity (Optional)- Log into DreamBox and continue working for 15 minutes.</p>		<p>Spell The Sounds Using Cycle 13 Words Have a sibling, parent, or friend call out each word to you. Listening carefully to the sounds and spell them one-by-one on a blank sheet of paper. (Page 8)</p>	<p>Social Studies Topic: Recognizing Other Cultures Activity: How would you find out about somebody else's culture? Brainstorm and write a list of questions that would help you learn about how others live, learn, and celebrate.</p>

Day 9	<p>Daily Warm-Up: Google the Counting by Tens Song on a cell phone or device. Sing along with the video.</p> <p>Activity 1- Choose a number from 1-9 and a number from 20-30. Write an additional story problem about the numbers. Solve the problem. Have a family member solve your problem, too. Compare strategies.</p> <p>Activity 2- Complete two unused pages from pp. 57-63 in your Additional Practice Workbook. Complete two unused pages from pp. 397-488 in your Volume 1 Student Workbook.</p> <p>Additional Activity (Optional)- Log into DreamBox and continue working for 15 minutes.</p>		<p>Hoppin' Thursdays Using High Frequency Words</p> <p>Create word cards with one sight word on each card. Tape the cards on the floor in a fun pattern that allows enough room to hop like a frog or jump from word to word. Read each sight word, then hop or jump to the next card. If you get the word wrong, go back to the beginning and start again. (Page 8)</p>	<p>Social Studies Topic: Learn About Others' Culture Activity: Connect with someone you know (classmate, neighbor, etc.) by phone, text, email, to ask them the questions you made yesterday so that you can learn about their culture.</p>
Day 10	<p>Daily Warm-Up: Google the Counting by Tens Song on a cell phone or device. Sing along with the video.</p> <p>Activity 1- Choose two numbers between 0 and 20. Write a subtraction story problem about the numbers. Solve the problem. Explain your strategy to a family member. Repeat this activity using two different numbers between 0 and 20.</p> <p>Activity 2- Complete two unused pages from pp. 65-113 in your Additional Practice Workbook. Complete two unused pages from pp. 209-248 in your Volume 1 Student Workbook.</p> <p>Additional Activity (Optional)- Log into DreamBox and continue working for 15 minutes.</p>		<p>Kaboom!</p> <p>Write your Cycle 13 words on tiny slips of paper. Also write the word Kaboom. Put all your slips into a cup. Pull the slips out one-by-one and read them aloud. If you get the word Kaboom, yell it out!! Put all your slips back in the cup and start again. (Page 8)</p>	<p>Social Studies Topic: Connect to Another's Culture Activity: Using a Venn Diagram, compare and contrast your cultural customs with those of the individual you interviewed.</p> 

<p>SPECIALS - Choose at least one activity to complete each day. Your well-being is important to us. Please do not participate in physical activity if you are not feeling well.</p>			
<input type="checkbox"/> Read about someone important in a book or using the World Book Encyclopedia. Create a speech for your family to tell why this person should be on MyHero.com. <input type="checkbox"/> Make up a song about your favorite food. <input type="checkbox"/> List 10 things that make you think of the color BLUE (or other colors).	<input type="checkbox"/> Express in your drawing the happiest time that you had this year. <input type="checkbox"/> For 60 seconds, clear your mind & only focus on your breathing. If your mind starts to wander, bring your attention back to your breathing.	<input type="checkbox"/> Lay on your stomach resting on your forearms. Crawl across the room dragging your body as if you're moving under barbed wire. <input type="checkbox"/> Google search John Phillip Sousa and listen to one of his songs. Can you keep the beat and march with him?	<input type="checkbox"/> Ready to try your hand at creating and coding? Log into Code.org and click on Hour of Code. Pick one of the activities to do and learn how to code! Share what you learned with your family or friend.




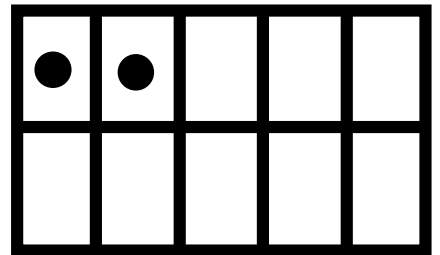
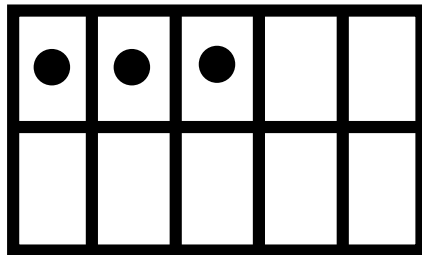
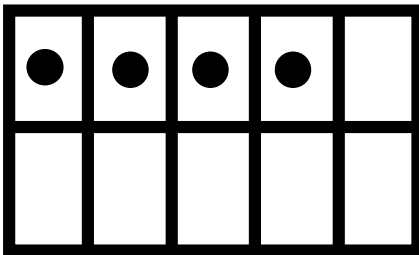
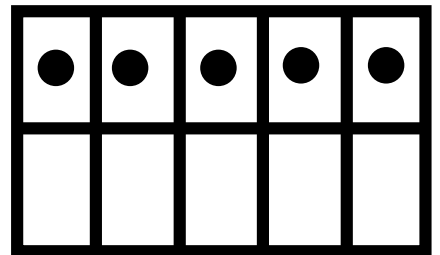
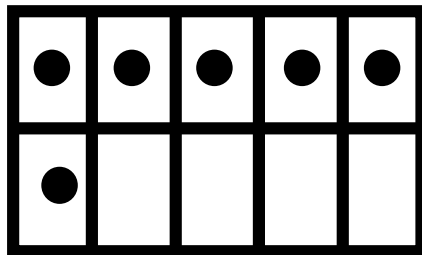
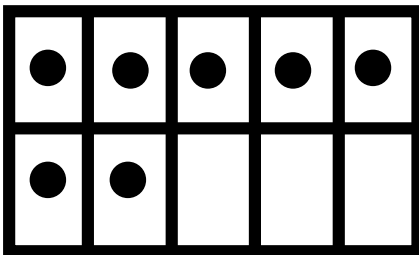



I certify that my child, _____, did complete all of the required activities in days 6-10 of this learning plan.

Parent/Guardian Signature _____

Date _____

Ten Frames Game- “How Many More to Make 10?”

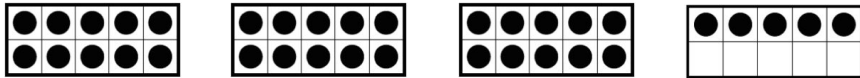
Directions- Cut apart the ten frames. Mix them up. Make a stack and turn the stack upsidedown. Turn over a ten frame card and say the number of dots you need to make 10 dots altogether. Repeat until you have turned over all of the cards. Play the game again.



Today's number is _____. Represent today's number in each box below.

As Tens and Ones Using Ten Frames

35 represented as ten frames is...



As Tally Marks

1	I	6	I
2	II	7	II
3	III	8	III
4	IIII	9	IIII
5		10	

In Expanded Form by Place Value

(Example: 246 in expanded form is $200 + 40 + 6$.)

In Word Form

(Example: 246 in word form is two hundred forty-six.)

First Grade Literacy Activities

Reader's Response Sheets: Each day your child will be reading and/or listening to you read a non-fiction or fiction book. After reading the story, your child should use paper or a journal to answer the following questions on the documents below. If the book is Fiction, use the questions on the top of the box. If the book is Nonfiction, use the questions on the bottom of the box.

<div style="background-color: #444; color: white; text-align: center; padding: 5px; margin-bottom: 10px;"> Reading Response Sheet (Front) Full & Consolidated Phases </div> <p>Name: _____ Date: _____</p> <p>Text Title: _____</p> <table border="1" style="width: 100%; border-collapse: collapse; margin-bottom: 10px;"> <tr> <td style="width: 50%; padding: 5px; vertical-align: top;"> My Goal for Reading: _____ _____ _____ </td> <td style="width: 50%; padding: 5px; vertical-align: top;"> Evidence from the Text: _____ _____ _____ </td> </tr> </table> <table border="1" style="width: 100%; border-collapse: collapse; margin-bottom: 10px;"> <tr> <td style="width: 50%; padding: 5px; vertical-align: top;"> Main Characters: _____ _____ _____ </td> <td style="width: 50%; padding: 5px; vertical-align: top;"> Setting: _____ _____ _____ </td> </tr> </table> <div style="border: 1px solid black; padding: 5px; margin-bottom: 10px;"> My Favorite Part of the Story or Favorite Characters: _____ _____ </div> <div style="border: 1px solid black; padding: 5px;"> Why This is My Favorite Part of the Story or Favorite Characters: _____ _____ </div>	My Goal for Reading: _____ _____ _____	Evidence from the Text: _____ _____ _____	Main Characters: _____ _____ _____	Setting: _____ _____ _____	<div style="background-color: #444; color: white; text-align: center; padding: 5px; margin-bottom: 10px;"> Reading Response Sheet (Back) Full & Consolidated Phases </div> <table border="1" style="width: 100%; border-collapse: collapse; margin-bottom: 10px;"> <tr> <td style="width: 33%; padding: 5px; vertical-align: top;"> In the beginning... _____ _____ _____ </td> <td style="width: 33%; padding: 5px; vertical-align: top;"> In the middle... _____ _____ _____ </td> <td style="width: 33%; padding: 5px; vertical-align: top;"> In the end... _____ _____ _____ </td> </tr> </table> <div style="border: 1px solid black; padding: 5px; margin-bottom: 10px;"> Problem- Use specific evidence/details from the text _____ _____ _____ _____ </div> <div style="border: 1px solid black; padding: 5px;"> Solution- Use specific evidence/details from the text _____ _____ </div>	In the beginning... _____ _____ _____	In the middle... _____ _____ _____	In the end... _____ _____ _____
My Goal for Reading: _____ _____ _____	Evidence from the Text: _____ _____ _____							
Main Characters: _____ _____ _____	Setting: _____ _____ _____							
In the beginning... _____ _____ _____	In the middle... _____ _____ _____	In the end... _____ _____ _____						

<div style="background-color: #444; color: white; text-align: center; padding: 5px; margin-bottom: 10px;"> Nonfiction Reading Response Sheet Full & Consolidated Phases (front) </div> <p>Name: _____ Date: _____</p> <p>Text Title: _____</p> <div style="background-color: #444; color: white; text-align: center; padding: 5px; margin-bottom: 10px;"> BEFORE READING </div> <table border="1" style="width: 100%; border-collapse: collapse; margin-bottom: 10px;"> <tr> <td style="width: 50%; padding: 5px; vertical-align: top;"> Topic _____ _____ _____ </td> <td style="width: 50%; padding: 5px; vertical-align: top;"> What I Already Know About the Topic _____ _____ _____ </td> </tr> </table> <div style="background-color: #444; color: white; text-align: center; padding: 5px; margin-bottom: 10px;"> DURING READING </div> <table border="1" style="width: 100%; border-collapse: collapse; margin-bottom: 10px;"> <tr> <td style="width: 50%; padding: 5px; vertical-align: top;"> Connections _____ _____ _____ </td> <td style="width: 50%; padding: 5px; vertical-align: top;"> Evidence from the Text _____ _____ _____ </td> </tr> </table> <div style="border: 1px solid black; padding: 5px;"> Questions I Have About the Text While Reading _____ _____ _____ _____ </div>	Topic _____ _____ _____	What I Already Know About the Topic _____ _____ _____	Connections _____ _____ _____	Evidence from the Text _____ _____ _____	<div style="background-color: #444; color: white; text-align: center; padding: 5px; margin-bottom: 10px;"> Nonfiction Reading Response Sheet Full & Consolidated Phases (back) </div> <p>Name: _____ Date: _____</p> <p>Text Title: _____</p> <table border="1" style="width: 100%; border-collapse: collapse; margin-bottom: 10px;"> <tr> <td style="width: 50%; padding: 5px; vertical-align: top;"> Topic _____ _____ _____ </td> <td style="width: 50%; padding: 5px; vertical-align: top;"> Most Important Thing the Author Wants Me to Know _____ _____ _____ </td> </tr> </table> <table border="1" style="width: 100%; border-collapse: collapse; margin-bottom: 10px;"> <tr> <td style="width: 50%; padding: 5px; vertical-align: top;"> Topic _____ _____ _____ </td> <td style="width: 50%; padding: 5px; vertical-align: top;"> Most Important Thing the Author Wants Me to Know _____ _____ _____ </td> </tr> </table> <div style="background-color: #444; color: white; text-align: center; padding: 5px; margin-bottom: 10px;"> AFTER READING </div> <div style="border: 1px solid black; padding: 5px;"> Three Facts I Learned: <table style="width: 100%; border-collapse: collapse;"> <tr> <td style="width: 33%; padding: 5px; vertical-align: top;"> _____ _____ _____ </td> <td style="width: 33%; padding: 5px; vertical-align: top;"> _____ _____ _____ </td> <td style="width: 33%; padding: 5px; vertical-align: top;"> _____ _____ _____ </td> </tr> </table> </div>	Topic _____ _____ _____	Most Important Thing the Author Wants Me to Know _____ _____ _____	Topic _____ _____ _____	Most Important Thing the Author Wants Me to Know _____ _____ _____	_____ _____ _____	_____ _____ _____	_____ _____ _____
Topic _____ _____ _____	What I Already Know About the Topic _____ _____ _____											
Connections _____ _____ _____	Evidence from the Text _____ _____ _____											
Topic _____ _____ _____	Most Important Thing the Author Wants Me to Know _____ _____ _____											
Topic _____ _____ _____	Most Important Thing the Author Wants Me to Know _____ _____ _____											
_____ _____ _____	_____ _____ _____	_____ _____ _____										

First Grade Literacy Activities

Weeks	Writing	Speaking	Listening	Reading
Weeks 1-2 Topics: Things That Fly or Birds	Write 3-5 sentences comparing two birds. Write a poem describing your favorite bird. Create a bird watching journal. Use this journal to record your observations.	Tell someone everything you know about your favorite bird. Share some observations from your bird journal each day. After viewing City vs Country Birds , share 2-3 interesting facts that you learned about both city birds and country birds.	Listen to a story on one of the following resources: <ul style="list-style-type: none"> RAZ Kids bit.ly/CMSk3distanceread Watch City vs Country Birds Video and Discussion Questions .	EL Education Decodables Login through NCEdCloud: RAZ Kids SORA - login video Create free account: Readworks Starfall One Access NewsELA EPIC
Weeks 3-4 Topics: Sun, Moon & Stars	Write 3-5 sentences about the sun, moon, or stars. Write a poem about the sun, moon, or stars. Finish this sentence starter: My favorite things about (sun, moon, or stars) _____ is _____ (be sure to give at least 3 reasons why). Write about where would you like to visit: sun, moon, or stars? Why? Be sure to give at least 3 reasons.	After viewing one of the Science Videos , share 2-3 interesting facts that you learned about the sun, moon, and stars. Tell someone a story about a trip on a rocket to the moon. Talk about what you would see along the way. After viewing the video: I Was Strolling on the Moon One Day (Science Video) pretend you are walking on the moon. Tell someone about the day you walked on the moon.	Access the videos below by scrolling to the bottom of the webpage where you will see " Science Videos ". Listen closely as you learn about the sun, moon, and stars. Videos I Was Strolling on the Moon One Day Patterns of the Moon Earth Today	

High Frequency Word List

**Words will be introduced in Quarter 4*

A, a lot, about*, again*, after*, ago, all, also, always*, am, an, and, anymore*, are, around*, as, ask, at, be, began, behind, big, both*, but*, by, bye*, can, come*, could*, day, did, do, does*, eat*, every*, fly, for, from, fun, get, give, go, gone, good*, got, had, has, have*, he, help, her, here, him, himself*, his, how, I, if, in, into, is, it, just, knew*, know, laugh*, let, like, little*, long, look, may*, make, man, many, me, much, must, my, next, no, not, now, of, old*, on, one*, only*, or, out, over, play, put, really*, red, said, same, saw, say, says, see, she, should*, so, some, sometimes*, soon*, still, stop, take, thank, that, the, them, then, there, these, they, think, this, three*, through*, time, to, today*, together*, too, under*, up, us, use, very*, want, was, watch, way, we, went, were, what, when, where, which, who, work, why, will, with, would*, yes, yet, you, your

Cycle Word Lists

Cycle 12	Cycle 13	Cycle 14	Cycle 15	Cycle 16	Cycle 17	Cycle 18
basket blanket cactus catnip contest dentist discuss insect magnet napkin picnic sandwich sunset until upset	attic backpack bathtub cannot catfish dishrag flattop granddad hangman kitchen kitten muffin ribbon sunlit unless	me be he she we go no begin(s) donut(s) hero moment silent zero	flame lake(s) make plane(s) rake(s) safe shade skate(s) tape fire kite(s) home hope(s)	bike hide hike slide mile(s) pine shine time wide bone(s) hole nose note stone(s) cave	cube flute huge june plume rude rule tube use here eve pete cone joke shape	bake bakes baking baked diving smiles smiling smiled became baseline campsite cupcakes female homemade inside