

	MATH	READING	WORD WORK	SCIENCE & SOCIAL STUDIES
Day 1	<p>Daily Warm-Up: Google the Counting by Tens Song on a cell phone or device. Sing along with the video two times everyday.</p> <p>Math Lesson Activities (page 5)</p> <p>Activity 1: Complete the counting toys activity for Week 1.</p> <p>Activity 2: Copy and complete the sentence frames in your journal to tell how many you counted. Draw a picture to match your sentences.</p> <p>Activity 3: Complete two unused pages from pp. 1-6 in your Additional Practice Workbook. Complete two unused pages from pp. 93-97 in your Volume 1 Student Workbook.</p> <p>Activity 4 (Optional): Log into DreamBox and continue working for 15 minutes.</p>	<p>Read At Least For 20 Minutes Everyday</p> <p>Read fiction or nonfiction books on Trees from Reading A-Z or books of your choice.</p> <p>Lee's Vegetables Jane's Sunflowers From Tree to Treat The Garden I Am Your New Plant A Seed Grows The Plant Living or Nonliving Make a Tree Friend A Forest is Full of Life Life Cycle of a Tree Flowchart</p>	<p>Rainbow Write Using Cycle List 13</p> <p>Write each word first with a pencil. Then trace over each word three times with a colored pencil or marker. Use a different color each time to create a "rainbow" (page 8).</p>	<p>Science Topic: Living or Nonliving</p> <p>Living organisms grow, use energy, make more of their own, respond, adapt, and are made of cells. They are either alive or have been alive. Non living objects have never been alive and never will be alive. Create a T-chart labeled Living and Nonliving. Walk through your house and add the names of things that you think are living or nonliving.</p> <div style="display: flex; justify-content: space-around; align-items: center;"> <div style="border: 1px solid black; padding: 2px; text-align: center;">Living</div> <div style="border-left: 1px solid black; border-right: 1px solid black; height: 100px; width: 1px;"></div> <div style="border: 1px solid black; padding: 2px; text-align: center;">Nonliving</div> </div>
Day 2	<p>Math Lesson Activities (page 5)</p> <p>Activity 1: Collect one set of toys to count and the shoes in your closet. Bring them to one location and count them. Find ways to compare the set of toys to the shoes. Put them in like piles and count the toys and shoes in each pile.</p> <p>Activity 2: Record the number of toys and shoes in each group in your journal. Draw a picture of your groups.</p> <p>Activity 3: Complete two unused pages from pp. 7-12 in your Additional Practice Workbook. Complete two unused pages from pp. 98-102 in your Volume 1 Student Workbook.</p> <p>Activity 4 (Optional): Log into DreamBox and continue working for 15 minutes.</p>	<p>Plant Parts The Wonderful Tree Food from Trees Maple Seeds Nurse Logs What Plants Need Trees Baobab Trees Ginkgo</p> <p>Write About A Book Everyday</p> <p>Complete the Readers Response Journal for a fiction or nonfiction book that you read today. See the Kindergarten Literacy Activities on page 7.</p>	<p>Memory Game Using High Frequency Words</p> <p>To set up the game, create word cards using the Kinder HFW List and arrange them, face down, in a grid. Pick one card, turn it over, and read the word. Pick a second card, turn it over, and read the word. If the words on the two overturned cards match, keep the pair and take another turn. If the words do not match, turn the cards back over so the words are no longer showing, and have the next player take their turn (page 8).</p>	<p>Science Topic: Living Things</p> <p>Living things need certain items to survive. Living things need: food, water, shelter(home), air, and space. Describe the food, shelter, and space that you need.</p>
Day 3	<p>Math Lesson Activities (page 5)</p> <p>Activity 1: Choose different types of toys or objects in your home. Put them together in one group and count how many you have all together. Then separate them into two groups. Count how many you have in each group.</p> <p>Activity 2: Record the answers to the following questions in your math journals. Use the sentence frames to help you answer them.</p> <p>Activity 3: Complete two unused pages from pp. 13-19 in your Additional Practice Workbook. Complete two unused pages from pp. 103-107 in your Volume 1 Student Workbook.</p>	<p>Write About A Book Everyday</p> <p>Complete the Readers Response Journal for a fiction or nonfiction book that you read today. See the Kindergarten Literacy Activities on page 7.</p>	<p>Spell the Sounds Using Cycle 13 Words</p> <p>Have a sibling, parent, or friend call out each word to you. Listening carefully to the sounds and spell them one-by-one on a blank sheet of paper (page 8).</p>	<p>Science Topic: Physical Characteristics</p> <p>We use our senses (look, sound, smell, feel) to describe the physical characteristics of objects. Find a picture of a dog or use your own if you have one and describe the physical characteristics to an adult. Can you describe how the dog looks?</p>

Elementary Instructional Continuity Learning Calendar

Kindergarten


	Activity 4 (Optional): Log into DreamBox and continue working for 15 minutes.			
Day 4	<p>Math Lesson Activities (page 5)</p> <p>Activity 1: Copy the 1s math facts in your math journal. Draw a picture to represent each math fact.</p> <p>Activity 2: Create flashcards with pictures for your 1s math facts. Use your flashcards to practice your math facts with a friend or parent.</p> <p>Activity 3: Complete two unused pages from pp. 31-36 in your Additional Practice Workbook. Complete two unused pages from pp. 108-112 in your Volume 1 Student Workbook.</p> <p>Activity 4 (Optional): Log into DreamBox and continue working for 15 minutes. Play Game.</p>		<p>Hoppin' Thursdays Using High Frequency Words</p> <p>Create word cards using the Kinder HFW List with one word on each card. Tape the cards on the floor in a fun pattern that allows enough room to hop like a frog or jump from word to word. Read each HFW word, then hop or jump to the next card. If you get the word wrong, go back to the beginning and start again (page 8).</p>	<p>Social Studies Topic: My View</p> <p>Stand in the doorway of a room in your home. Draw a picture of what you see that shows key objects (kitchen: sink, cabinets, tables, chairs, etc.)</p>
Day 5	<p>Math Lesson Activities (page 5)</p> <p>Activity 1: Think of two story problems about the number of shapes you counted this week. Draw a picture to represent each word problem.</p> <p>Activity 2: Complete two unused pages from pp. 37-45 in your Additional Practice Workbook. Complete two unused pages from pp. 113-121 in your Volume 1 Student Workbook.</p> <p>Activity 3 (Optional): Log into DreamBox and continue working for 15 minutes.</p>		<p>Kaboom!</p> <p>Write your Cycle 13 words on tiny slips of paper. Also write the word Kaboom. Put all your slips into a cup. Pull the slips out one-by-one and read them aloud. If you get the word Kaboom, yell it out!! Put all your slips back in the cup and start again (page 8).</p>	<p>Social Studies Topic: My View</p> <p>Find 5 objects from the room that you drew on Day 4 (examples; blocks, boxes, etc.). Organize the objects into two piles to show which ones you included in your picture from Day 4.</p>

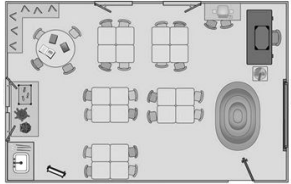
SPECIALS - Choose at least one activity to complete each day. Your well-being is important to us. Please do not participate in physical activity if you are not feeling well.			
<input type="checkbox"/> Keep the Beat by tapping to any song you like to listen to! <input type="checkbox"/> Sing "Old MacDonald" and draw a picture of the animals you pick. <input type="checkbox"/> Go outside or look outside and draw the trees that you see.	<input type="checkbox"/> Create a tree collage using materials in the home such as magazines, newspapers, etc. <input type="checkbox"/> For 60 seconds, clear your mind & only focus on your breathing. If your mind starts to wander, bring your attention back to your breathing.	<input type="checkbox"/> Put a piece of tape on the ground and jump back and forth as quick as you can for 30 seconds. <input type="checkbox"/> Listen to a story read by a real astronaut in space at storytimefromspace.com . Write: What happened in the beginning, middle and end of the story. What was the central message of this story?	<input type="checkbox"/> Go to PebbleGo Science in ONE Access. Learn about what an astronaut does. Write: What important things does an astronaut do every day? What is a question you have about an astronaut's job?

I certify that my child, _____, did complete all of the required activities in days 1-5 of this learning plan.

Parent/Guardian Signature _____

Date _____

	MATH	READING	WORD WORK	SCIENCE & SOCIAL STUDIES
Day 6	<p>Daily Warm-Up: Google the Counting by Tens Song on a cell phone or device. Sing along with the video two times everyday.</p> <p>Math Lesson Activities (page 6)</p> <p>Activity 1: Complete the counting shapes activity for Week 2.</p> <p>Activity 2: Complete the sentence frames in your math journal to tell how many you counted. Draw a picture to match your sentences.</p> <p>Activity 3: Complete two unused pages from pp. 21-23 in your Additional Practice Workbook. Complete two unused pages from pp. 61-67 in your Volume 1 Student Workbook.</p> <p>Activity 4 (Optional): Log into DreamBox and continue working for 15 minutes.</p>	<p>Read At Least For 20 Minutes Everyday</p> <p>Read fiction or nonfiction books on Trees from Reading A-Z or books of your choice.</p> <p>Lee's Vegetables Jane's Sunflowers From Tree to Treat The Garden I Am Your New Plant A Seed Grows The Plant Living or Nonliving Make a Tree Friend A Forest is Full of Life Life Cycle of a Tree Flowchart Plant Parts The Wonderful Tree Food from Trees Maple Seeds Nurse Logs What Plants Need Trees Baobab Trees Ginkgo</p>	<p>Rainbow Write Using Cycle List 14</p> <p>Write each word first with a pencil. Then trace over each word three times with a colored pencil or marker. Use a different color each time to create a "rainbow" (page 8).</p>	<p>Science Topic: Mammals</p> <p>Animals are sorted into different groups based on their physical characteristics. Mammals have hair/fur, breathe through their lungs, are warm blooded, have two or four legs, and the babies drink milk. Can you think of an animal that is a mammal?</p> <p>Additional Resources: http://bit.ly/CMSMammal-Video</p>
Day 7	<p>Math Lesson Activities (page 6)</p> <p>Activity 1: Find some circles in your home. Compare their sizes and colors. Find some rectangles in your home. Compare their sizes and colors. Find a square and a rectangle. Compare them.</p> <p>Activity 2: Complete the sentence frames in your math journal, comparing the shapes you counted Monday.</p> <p>Activity 3: Complete two unused pages from pp. 24-26 in your Additional Practice Workbook. Complete two unused pages from pp. 68-72 in your Volume 1 Student Workbook.</p> <p>Activity 4 (Optional): Log into DreamBox and continue working for 15 minutes.</p>	<p>Write About A Book Everyday</p> <p>Complete the Readers Response Journal for a fiction or nonfiction book that you read today. See the Kindergarten Literacy Activities on page 7.</p>	<p>Memory Game Using High Frequency Words</p> <p>To set up the game, create word cards using the Kinder HFW List and arrange them, face down, in a grid. Pick one card, turn it over, and read the word. Pick a second card, turn it over, and read the word. If the words on the two overturned cards match, keep the pair and take another turn. If the words do not match, turn the cards back over so the words are no longer showing, and have the next player take their turn (page 8).</p>	<p>Science Topic: Types of Mammals</p> <p>There are all kinds of mammals. Use a T-chart to write two ways that a racoon and horse are alike and two ways they are different.</p> 
Day 8	<p>Math Lesson Activities (page 6)</p> <p>Activity 1: Complete the adding and subtracting activity for Week 2.</p> <p>Activity 2: Complete the sentence frames in your math journals.</p> <p>Activity 3: Complete two unused pages from pp. 27-29 in your Additional Practice Workbook. Complete two unused pages from pp. 73-77 in your Volume 1 Student Workbook.</p> <p>Activity 4 (Optional): Log into DreamBox and continue working for 15 minutes.</p>		<p>Spell the Sounds Using Cycle 14 Words</p> <p>Have a sibling, parent, or friend call out each word to you. Listening carefully to the sounds and spell them one-by-one on a blank sheet of paper (page 8).</p>	<p>Social Studies Topic: Understanding Bird's Eye View</p> <p>Using your drawing from Day 4, draw the same objects using a bird's eye view of your room.</p>

<p>Day 9</p>	<p>Math Lesson Activities (page 6) Activity 1: Copy the 2s math facts in your math journal. Draw a picture to represent each math fact. Activity 2: Create flashcards with pictures for your 2s math facts. Use your flashcards to practice your math facts with a friend or parent. Activity 3: Complete two unused pages from pp. 47-50 in your Additional Practice Workbook. Complete two unused pages from pp. 141-145 in your Volume 1 Student Workbook. Activity 4 (Optional): Log into DreamBox and continue working for 15 minutes. Play Game.</p>		<p>Hoppin' Thursdays Using High Frequency Words Create word cards using the Kinder HFW List with one word on each card. Tape the cards on the floor in a fun pattern that allows enough room to hop like a frog or jump from word to word. Read each HFW word, then hop or jump to the next card. If you get the word wrong, go back to the beginning and start again (page 8).</p>	<p>Social Studies Topic: Understanding a Map Using the classroom map below, answer the following questions by writing or discussion with someone; what do you notice about the map? How would you describe the objects you see in the map? What is different about this map from other maps you have seen?</p> 
<p>Day 10</p>	<p>Math Lesson Activities (page 6) Activity 1: Think of two story problems about the number of shapes you counted this week. Draw a picture to represent each word problem. Activity 2: Complete two unused pages from pp. 51-55 in your Additional Practice Workbook. Complete two unused pages from pp. 146-157 in your Volume 1 Student Workbook. Activity 3 (Optional): Log into DreamBox and continue working for 15 minutes.</p>		<p>Kaboom! Write your Cycle 14 words on tiny slips of paper. Also write the word Kaboom. Put all your slips into a cup. Pull the slips out one-by-one and read them aloud. If you get the word Kaboom, yell it out!! Put all your slips back in the cup and start again (page 8).</p>	<p>Social Studies Topic: Understanding a Map Using the map from yesterday, create a list of objects you see on the map.</p>

SPECIALS - Choose at least one activity to complete each day. Your well-being is important to us. Please do not participate in physical activity if you are not feeling well.

- | | | | |
|---|--|---|---|
| <input type="checkbox"/> Read about someone important in a book or using the World Book Encyclopedia. Create a speech for your family to tell why this person should be on MyHero.com.
<input type="checkbox"/> Make up a song about your favorite food.
<input type="checkbox"/> List 10 things that make you think of the color BLUE (or other colors). | <input type="checkbox"/> Express in your drawing the happiest time that you had this year.
<input type="checkbox"/> For 60 seconds, clear your mind & only focus on your breathing. If your mind starts to wander, bring your attention back to your breathing. | <input type="checkbox"/> Lay on your stomach resting on your forearms. Crawl across the room dragging your body as if you're moving under barbed wire.
<input type="checkbox"/> Google search John Phillip Sousa and listen to one of his songs. Can you keep the beat and march with him? | <input type="checkbox"/> Ready to try your hand at creating and coding? Log into Code.org and click on Hour of Code. Pick one of the activities to do and learn how to code! Share what you learned with your family or friend. |
|---|--|---|---|

I certify that my child, _____, did complete all of the required activities in days 6-10 of this learning plan.

Parent/Guardian Signature _____

Date _____

Kindergarten Home Math Activities

WEEK 1 (40 minutes daily)

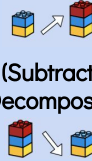
Monday
(Count)



Tuesday
(Compare)



Wednesday
(Add/Compose)



Thursday
(Fact Fluency/Data)

1+0=1	2+0=2	3+0=3	4+0=4
1+1=2	2+1=3	3+1=4	4+1=5
1+2=3	2+2=4	3+2=5	4+2=6
1+3=4	2+3=5	3+3=6	4+3=7
1+4=5	2+4=6	3+4=7	4+4=8
1+5=6	2+5=7	3+5=8	4+5=9
1+6=7	2+6=8	3+6=9	4+6=10
1+7=8	2+7=9	3+7=10	4+7=11
1+8=9	2+8=10	3+8=11	4+8=12
1+9=10	2+9=11	3+9=12	4+9=13
1+10=11	2+10=12	3+10=13	4+10=14

Friday
(Story Problems)




Counting Topics: Toys

Activity 1: Count the number of ____ in or near your home. How many ____ did you count?

Activity 2: Weekly Journal Entry
Directions: Copy the sentence frames in your journal and fill in the blanks. Then, draw a picture to go with your sentence.

Complete the sentences:
I counted _____.
There are _____ in my home.

Activity 3: Workbook Direction:
Complete workbook pages at your own pace. (It is OK if you do not finish all of the pages.)



Workbook Vol. 1 pages:
Pages: 5-41

Additional Practice Workbook
Pages: 1-19

Comparing Topics: Toys and Shoes

Activity 1: Compare ____ to ____.
(Objects should either be in your home or visible from your home.)

Activity 2: Weekly Journal Daily Entry
Directions: Copy the sentence frames in your journal and fill in the blanks. Then, draw a picture to go with your sentence.

Complete the sentences:
I counted _____ and _____.
There are more _____ than _____ in my home.

There are less _____ than _____ in my home.

Activity 3: Complete workbook pages at your own pace. (It is OK if you do not finish all of the pages.)



Workbook Vol. 1 pages:
Pages: 61-77

Additional Practice Workbook
Pages: 21-29

Adding & Subtracting Activities: Toys

Activity 1: Find two different groups of items in your home each week. Each group should have less than 5 items. Put the groups of items together and count how many you have. Separate the groups. Remove one item from each group then put the groups together again. Count to find how many you have now.

Activity 2: Weekly Journal Entry
Directions: Copy the sentence frames in your journal and fill in the blanks. Then, draw a picture to go with your sentence.

Complete the sentences:
I counted _____ altogether.
There are _____ in one group and _____ in the other group.

Activity 3: Complete workbook pages at your own pace. (It is OK if you do not finish all of the pages.)



Workbook Vol. 1 pages:
Pages: 201-229

Additional Practice Workbook
Pages: 65-95

Fact Fluency Topics: 1's

Activity 1: Weekly Fact Fluency Practice (in Journal)
Directions: Copy math facts in journal. Draw a picture to represent each math fact.

Activity 2: Create flashcards. Use your flashcards to practice reviewing your math facts with a friend or parent.

Activity 3: Complete workbook pages at your own pace. (It is OK if you do not finish all of the pages.)



Workbook Vol 1 pages:
Pages: 333-336

Additional Practice Workbook
Pages: 57-60


Story Problems Topics: Toys or Objects

Activity 1: Come up with two story problems about items from each topic in your journal and ask a friend or parent to solve them. Draw a picture to represent each word problem.

Example: Problem: I have 3 toy cars in my room. My little brother took 2 cars. How many cars do I have left?

Solution: I have 1 car left.

Picture:



Activity 2: Complete workbook pages at your own pace. (It is OK if you do not finish all of the pages.)













Workbook Vol 1 pages:
Pages: 173-185

Additional Practice Workbook
Pages: 65-95





Kindergarten Home Math Activities

WEEK 2 (40 minutes daily)

Monday (Count)	Tuesday (Compare)	Wednesday (Add/Compose)	Thursday (Fact Fluency/Data)	Friday (Story Problems)																																												
		 (Subtract/ Decompose) 	<table><tr><td>1+0=1</td><td>2+0=2</td><td>3+0=3</td><td>4+0=4</td></tr><tr><td>1+1=2</td><td>2+1=3</td><td>3+1=4</td><td>4+1=5</td></tr><tr><td>1+2=3</td><td>2+2=4</td><td>3+2=5</td><td>4+2=6</td></tr><tr><td>1+3=4</td><td>2+3=5</td><td>3+3=6</td><td>4+3=7</td></tr><tr><td>1+4=5</td><td>2+4=6</td><td>3+4=7</td><td>4+4=8</td></tr><tr><td>1+5=6</td><td>2+5=7</td><td>3+5=8</td><td>4+5=9</td></tr><tr><td>1+6=7</td><td>2+6=8</td><td>3+6=9</td><td>4+6=10</td></tr><tr><td>1+7=8</td><td>2+7=9</td><td>3+7=10</td><td>4+7=11</td></tr><tr><td>1+8=9</td><td>2+8=10</td><td>3+8=11</td><td>4+8=12</td></tr><tr><td>1+9=10</td><td>2+9=11</td><td>3+9=12</td><td>4+9=13</td></tr><tr><td>1+10=11</td><td>2+10=12</td><td>3+10=13</td><td>4+10=14</td></tr></table>	1+0=1	2+0=2	3+0=3	4+0=4	1+1=2	2+1=3	3+1=4	4+1=5	1+2=3	2+2=4	3+2=5	4+2=6	1+3=4	2+3=5	3+3=6	4+3=7	1+4=5	2+4=6	3+4=7	4+4=8	1+5=6	2+5=7	3+5=8	4+5=9	1+6=7	2+6=8	3+6=9	4+6=10	1+7=8	2+7=9	3+7=10	4+7=11	1+8=9	2+8=10	3+8=11	4+8=12	1+9=10	2+9=11	3+9=12	4+9=13	1+10=11	2+10=12	3+10=13	4+10=14	
1+0=1	2+0=2	3+0=3	4+0=4																																													
1+1=2	2+1=3	3+1=4	4+1=5																																													
1+2=3	2+2=4	3+2=5	4+2=6																																													
1+3=4	2+3=5	3+3=6	4+3=7																																													
1+4=5	2+4=6	3+4=7	4+4=8																																													
1+5=6	2+5=7	3+5=8	4+5=9																																													
1+6=7	2+6=8	3+6=9	4+6=10																																													
1+7=8	2+7=9	3+7=10	4+7=11																																													
1+8=9	2+8=10	3+8=11	4+8=12																																													
1+9=10	2+9=11	3+9=12	4+9=13																																													
1+10=11	2+10=12	3+10=13	4+10=14																																													
<p>Counting Topics: Shapes</p> <p>Activity 1: Count the number of ___ in or near your home. How many ___ did you count?</p> <p>Activity 2: Weekly Journal Entry Directions: Copy the sentence frames in your journal and fill in the blanks. Then, draw a picture to go with your sentence.</p> <p>Complete the sentences: I counted _____. There are _____ in my home.</p> <p>Activity 3: Workbook Direction: Complete workbook pages at your own pace. (It is OK if you do not finish all of the pages.)</p>  <p>Workbook Vol. 1 pages: Pages: 93-121</p> <p>Additional Practice Workbook Pages: 31-45</p>	<p>Comparing Topics: Shapes</p> <p>Activity 1: Compare ___ to _____. (Objects should either be in your home or visible from your home.)</p> <p>Activity 2: Weekly Journal Daily Entry Directions: Copy the sentence frames in your journal and fill in the blanks. Then, draw a picture to go with your sentence.</p> <p>Complete the sentences: I counted _____ and _____. There are more _____ than _____. There are less _____ than _____ in my home.</p> <p>Activity 3: Complete workbook pages at your own pace. (It is OK if you do not finish all of the pages.)</p>  <p>Workbook Vol. 1 pages: Pages: 141-157</p> <p>Additional Practice Workbook Pages: 47-55</p>	<p>Adding & Subtracting Activities: Shapes</p> <p>Activity 1: Find two different groups of items in your home each week. Each group should have less than 5 items. Put the groups of items together and count how many you have. Separate the groups. Remove one item from each group then put the groups together again. Count to find how many you have now.</p> <p>Activity 2: Weekly Journal Entry Directions: Copy the sentence frames in your journal and fill in the blanks. Then, draw a picture to go with your sentence.</p> <p>Complete the sentences: I counted _____ altogether . There are _____ in one group and _____ in the other group.</p> <p>Activity 3: Complete workbook pages at your own pace. (It is OK if you do not finish all of the pages.)</p>  <p>Workbook Vol. 1 pages: Pages: 249-273</p> <p>Additional Practice Workbook Pages: 96-113</p>	<p>Fact Fluency Topics: 2's</p> <p>Activity 1: Copy math facts in journal. Draw a picture to represent each math fact.</p> <p>Activity 2: Create flashcards. Use your flashcards to practice reviewing your math facts with a friend or parent.</p> <p>Activity 3: Complete workbook pages at your own pace. (It is OK if you do not finish all of the pages.)</p>  <p>Workbook Vol 1 pages: Pages: 337-342 Additional Practice Workbook Pages: 60-63</p>	<p>Story Problems Topics:Shapes</p> <p>Activity 1: Come up with two story problems about items from each topic in your journal and ask a friend or parent to solve them. Draw a picture to represent each word problem.</p> <p>Example: Problem: I see four squares on my table. If I add a square, how many squares will there be in total?</p> <p>Solution: I will have 5 squares in total.</p> <p>Picture:</p> <p>Activity 2: Complete workbook pages at your own pace. (It is OK if you do not finish all of the pages.)</p>  <p>Workbook Vol 1 pages: Pages: 293-329, 343-344</p> <p>Additional Practice Workbook Pages: 96-113</p>																																												

Kindergarten Literacy Activities

Reader's Response Sheets: Each day your child will be reading and/or listening to you read a non-fiction or fiction book. After reading the story, your child should use paper or a journal to answer the following questions on the documents below. If the book is Nonfiction, use the questions on the document on the left. If the book is Fiction, use the questions on the document on the right.

Nonfiction Reading Response Sheet Pre-Alphabetic & Partial Alphabetic		
Name: _____ Date: _____		
Text Title: _____		
Topic	Most Important Thing the Author Wants Me to Know	
		
Topic	Most Important Thing the Author Wants Me to Know	
		
Three Facts I Learned:		
1	2	3

Reading Response Sheet Pre-Alphabetic & Partial Alphabetic		
Name: _____ Date: _____		
Text Title: _____		
My Goal for Reading:	Evidence from the Text:	
		
Main Characters:	Setting:	
		
In the beginning...	In the middle...	In the end...
		

Kindergarten Literacy Activities

Weeks	Writing	Speaking	Listening	Reading
Weeks 1-2 Topic: Trees	Write at least one sentence about your favorite part in the book. Draw a picture of your favorite part in the book. Finish the sentence: My favorite tree is....	Tell someone two to five things about why trees are important. Read or retell the story to someone. Discuss things you can do now while reading and writing that you couldn't do earlier in the year?	Listen to a story on one of the following resources: <ul style="list-style-type: none"> RAZ Kids bit.ly/CMSk3distanceread Take a walk outside, listen for 5 different sounds and be able to write, draw or tell someone about what you heard.	EL Education Decodables Login through NCEdCloud: RAZ Kids SORA - login video Create free account: Readworks Starfall One Access NewsELA EPIC
Weeks 3-4 Topic: Weather	Write about an experience you had with weather. Go outside, look at the clouds and/or a tree draw and label what you see. Write a thank you note for someone who did something nice for you. Finish the sentence: My favorite type of weather is.... Go on a scavenger hunt outside and write down something you see from A to Z.	Tell about an experience you had with weather. Tell someone two to five things you know about the weather. After watching the Hurricane Hunters video, share 3-5 new facts you learned about the job of a hurricane hunter or hurricanes.	Have someone read a story to you. Tell a different ending for the story. Watch the Hurricane Hunters video.	

High Frequency Word List **Words will be introduced in Quarter 4*

A, all*, and, are, at, be, but*, by, do, for, from*, have, have*, he, her*, his, I, if, in, is, it, like*, not*, no*, of*, on, one*, or, said*, see, she*, the, then*, there*, they*, you*, we*, were*, what*, whe *, where*, will, with

Cycle Word Lists

13	14	15	16	17	18
at, had ham, map sat, an wag, ran sad, van am, rat lap, add mat	pig, wig kid, lid in, win fin, it lit, sit rip, sip rib, bib wish	rub, mud bug, mug gum, fun sun, but nut, up cup, nap mat, sit hid	got, hot not, lot pot, hop mop, top chop, shop josh, cob job, dog log	bed, led red, beg leg, den hen, men pen, get let, met net, pet wet	cab, bash nap, van am, dip wish, thin rub, shut not, hush bed, get yet